

# Lent Adventures 2021

**Ash Wednesday to  
Resurrection Sunday**



**Enriching your family's journey to Easter!**

# MY REDEEMER IS ALIVE

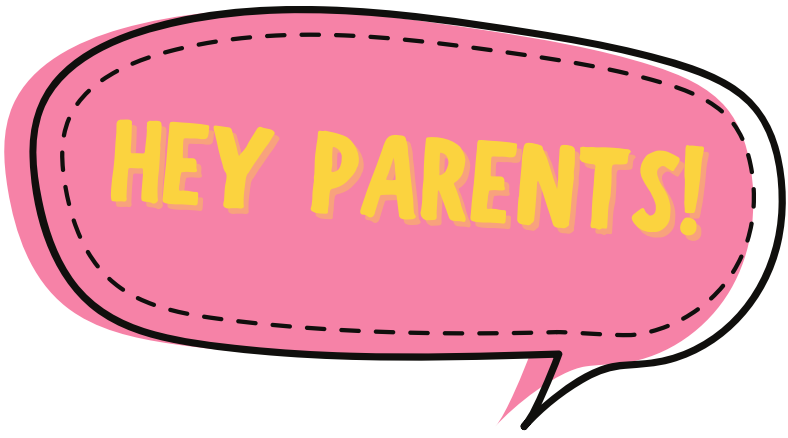


God sent Jesus to die on the cross to take the punishment for our sins, so that we can be forgiven!

Jesus came. He lived. He died. And He lives again.

Look at the pictures that show some of the events from Jesus's life. Write a 1, 2, 3, or 4 in the boxes to show the order in which the events happened.





**W**elcome to Lent Adventures!

Lent is the period of 40 days (plus Sundays) leading up to Easter. **Just as Advent is a season that prepares us for Christmas, Lent prepares us for Easter.**

This activity book was created to guide your family on your journey to Easter. We hope that daily readings, prayers and activities will nourish your household and help you all

follow Jesus more closely in 2021 and beyond.

This Lent, may you experience the joyous anticipation of Easter. May you turn your face to Jesus, and cast aside selfish pursuits. May you experience a deep, spiritual connection with your children, and find yourself renewed and refreshed for another year of making the world a better place in Jesus' name.



**HELP  
KIDS  
FIND  
ALL THE  
EASTER  
EGGS**



Lent is a time for sacrifice and helping others.


What could your family give up this Lent?

Visit [www.persecution.com/familymedpack](http://www.persecution.com/familymedpack) to learn how you can make a difference.



Mom and Dad have called Olivia and her siblings for a family meeting

Your dad and I decided that this year for Lent our family will give up cereal. It's only for 50 days.



We'll use the money to buy Med Packs for persecuted Christians.

What will we eat for breakfast?



Oatmeal! We have lots in our pantry.



Oatmeal? BLEGH!

The next morning



Grrrrr.

Try mixing something in. I like raisins in mine.



Sigh... OK ...

Day 1: Raisins

Gross!

Yuck!

Day 2: Banana


Day 3: Coconut

Ew!

Nope!

Day 4: Berries

Try this. It has apples, cinnamon, and brown sugar. It tastes like apple pie!



Mmm, that's good! I'm having this tomorrow too.



I bought this Med Pack. Thanks for being good sports. I know giving up your favorite cereal was a sacrifice.




I guess all this gloppy oatmeal was worth it.



Besides, it's not so bad after all!



**DAY 1: ASH**



**WEDNESDAY**

**DISCUSS:**

- If you were stranded on a desert island, what three things would you want to have with you?
- If you could have only two things, what would they be?
- If you could have only ONE thing, what would it be?
- Do you own your things or do your things own you?

**READ:** Luke 12:13-21

**DO:** Gather up cans and boxes of food. Teach children how to find the expiration date. Explain how everything we have is temporary - it will either break, spoil, wear out or go out of style. **What's one of the best things we can do with our stuff according to Jesus in Luke 12:33?**

**PRAY:** Thank God for your stuff. Repent for your greed.

**DAY 2**



**FEBRUARY 18**

**READ:** Matthew 3:13-17

**DISCUSS:**

- How does today's Gospel story reveal the Holy Trinity?
- Why do you think Jesus was baptized?
- Dig out photos of your and/or your children's baptisms, and share your memories and experiences.
- When is the right time for someone to be baptized?

**DO:** Have each family member bring five items that are safe to be placed into water. Fill up your sink with water. Have everyone make a prediction whether something will sink or swim, then place that item in the water. For extra fun give points for each correct prediction to determine the winner at the end.

**PRAY:** Thank God for the gift of water and the gift of baptism.

**DAY 3**



**FEBRUARY 19**

**READ:** Matthew 4:1-11

**DISCUSS:**

- Do you think it was hard for Jesus to stand up to the devil?
- Have you ever been tempted to do something that you shouldn't do and, like Jesus, had the courage and strength to say no? Share about this experience.

**DO:** Find a toy car and see who can push it from one end of the table to the other without going off the table. Whoever pushes the car closest to the edge is the winner. Explain that in life we should stay as far from sin as possible, and not try to see how close we can get to it. Provide some real-life examples.

**PRAY:** Pray the Lord's Prayer together.

DAY 4



FEBRUARY 20

**READ:** Matthew 5:13-16

**DISCUSS:**

- What are ways we can be the light of the world for Jesus?
- What are some things that can dim or hide our light?
- Do you know of anyone who is a shining light for Jesus? What makes them different?

**DO:** Ask your kids to look at the blank side of a CD. **What do you see? What happens when you tilt it back and forth?** Place the CD on the floor. Aim the flashlight at the CD so that it makes a rainbow reflect onto your wall. **What colors do you see?** Have kids take turns moving the flashlight around to see different patterns they can make.

**PRAY:** Thank God for the privilege and calling to reflect His light to the people around you.

1ST SUNDAY



OF LENT

**Here are some suggestions for how you can make this day sacred, special, and restful:**

- Go to church together.
- Put away all electronics.
- Have a special meal (festive tablecloth, candles, etc.)
- Take a hike or spend time in nature.
- Read aloud or listen to an audio book together.
- FaceTime with relatives that live far away.
- Write a note of encouragement to someone.
- Take a nap.
- Read a Christian biography.
- Play board games or put puzzles together.
- Bake special treats together.
- Memorize a Bible verse together.

DAY 5



FEBRUARY 22

**READ:** Matthew 5:21-24


**DISCUSS:**

- Has anyone ever called you a bad name?
- When was the last time you felt really angry?
- What does anger feel like?
- What color is anger?
- What is anger trying to tell us?
- Is it a sin to feel angry?

**DO:** Let your kids take turns letting drops of vinegar fall on heaps of baking soda in a plastic container. Compare it to the feelings of anger that rise on the inside. Help each child make a list of trigger points ("vinegar") that provoke them to anger. Brainstorm ways they can disarm each trigger.

**PRAY:** Thank God for feelings, and ask Him for wisdom to express your emotions in a godly way.

DAY 6



FEBRUARY 23

**READ:** Matthew 5:43-48

**DISCUSS:**

- Do you have an enemy?
- Is there someone that you find difficult to love?
- What are we supposed to do when someone is mean to us?
- How did Jesus follow His own teaching? (See Mark 14:65; 15:16-20 and Luke 23:33-34.)

**DO:** Place an ice cube in a bowl. Ask your child to blow a hair dryer to melt the ice. Follow up by passing an ice cube and having everyone take a turn holding it in their hands. Keep going until the ice is melted. **Heat beats ice, and love beats evil. When we're generous and kind to the people who are mean to us, our love can melt their icy hearts.**

**PRAY:** Pray for your enemies, asking God to bless them and give them His best.

DAY 7



FEBRUARY 24

**READ:** Matthew 6:5-15

**DISCUSS:**

- What's wrong with the way Jesus said some people pray?
- What are some other ways you can think of that would not be good ways to pray?
- Why do we have to pray when God already knows what we are going to say?

**DO:** Light a candle and spend a few moments just watching the dancing flame. It's a simple but powerful picture of a human soul stretching upwards towards its God.

**PRAY:** Take turns praying one-sentence prayers:

- God, I praise You because...
- God, change me to be...
- God, forgive me for...

DAY 8



FEBRUARY 25

**READ:** Matthew 6:19-21, 24

**DISCUSS:**

- What does it mean to be rich? Do you think you're rich?
- Is it wrong to have a lot of stuff? Why or why not?
- What are some dangers that come with being wealthy?
- What are some good things a person can do with their wealth?

**DO:** Pull out a baking sheet. Fill it with 15-30 little items you can find around the house (keys, coins, paper clip, crayons, candy, LEGO blocks, etc.) Give children 45 seconds to study all the items. Ask them to close their eyes, then "steal" one object. Have them open their eyes and figure out what's missing.

**PRAY:** Ask God to open the eyes of your heart, so that you will see Christ as the greatest treasure.



DAY 9



FEBRUARY 26

**READ:** Matthew 6:25-34

**DISCUSS:**

- What worries do you have about the future? (Parents, share some of the worries you experienced while growing up.)
- What's one great dream you have for the future?
- What's one big question you have about the future?
- What's one big fear you have about the future?

**DO:** Get out aluminum foil and challenge everyone to create a sculpture of a bird and a sculpture of a flower. As you're working, talk about everyone's favorite birds and flowers. For the next few days, keep your foil sculptures where you can see them, as a reminder that the same God who provides for the birds and the flowers, will also provide for you.

**PRAY:** Welcome the peace of Christ into every part of your inner being.

DAY 10



FEBRUARY 27

**READ:** Matthew 7:7-8

**DISCUSS:**

- Why is it so important to pray?
- Does God expect us to use special words when we pray?
- What do you think is the hardest thing about praying?
- When you pray, do you feel like God is close and listening, or far away or too busy?

**DO:** Since today's passage is about not giving up, test your children's endurance with these exercises.  
*Running in Place:* **Let's see who can run in place the longest.**

*Stare Contest:* Look each other in the eye and don't blink. If you blink, you lose.

**PRAY:** Ask God to help you not to lose heart and faith when He seems silent and distant.

2ND SUNDAY



OF LENT

**Here are some suggestions for how you can make this day sacred, special, and restful:**

- Go to church together.
- Have a special meal (festive tablecloth, candles, etc.)
- Discuss what everyone learned in church.
- Take a hike or spend time in nature.
- Read aloud or listen to an audio book together.
- FaceTime with relatives that live far away.
- Write letters, thank-you cards, get-well and thinking-of-you notes.
- Tell children stories of when you were their age.
- Develop greater love and appreciation for music by listening to great works.
- Bake special treats together.

# A Special EASTER TREAT

Kate walked into the kitchen and saw Mom rolling out dough.

"I'm making Easter rolls," Mom said. "Want to help?"

"Yes!" said Kate. She wondered what Easter rolls would look like. Would they be shaped like bunnies? Or colored eggs?

Kate ran to the counter and looked at the bowl of marshmallows Mom had set by the dough. Were they going to decorate the rolls with marshmallows?

Mom showed Kate how to wrap a square of dough around a marshmallow and dip the roll in butter and cinnamon sugar.

Kate picked up her own piece of dough and a marshmallow. It would probably taste delicious, but what did it have to do with Easter?

"Today is the Friday before Easter," Mom said as she dipped a wrapped-up

marshmallow in the melted butter. "Many people call it Good Friday."

"Why?" Kate asked.

"Because it's the day Jesus Christ showed how much He loves us. He suffered and died for our sins. He never sinned, yet He paid the price of a sinner so that you and I could be forgiven."

Mom handed Kate a marshmallow to eat. "With His death and His


resurrection, He made forgiveness and eternal life possible for us. So today really is a 'good Friday,' don't you think?"

Kate nodded as she dipped her last roll in cinnamon sugar.

"Done!"  
"Now we have to let these rise,"

Mom said. She put plastic wrap over the stuffed rolls and slid them into the fridge. "And when

*Kate couldn't wait to break open a roll and look inside!*



we believe in Jesus and accept Him as our Savior, our sins are paid for, they're erased, and we're no longer separated from God."

"And one day, we can live with God forever?" Kate asked.

"That's right," Mom said. "And all because, on Sunday morning after He died ..."

"He came alive again!" said Kate.

"Yes!" said Mom. "It's called the Resurrection. Women visited Jesus's tomb and found it empty. Angels told them, 'He is not here: for He is risen.' Jesus conquered both sin and death."

Kate helped Mom wipe sugar and flour from the counter. "Each of the rolls we made is like a little tomb," Mom said. "And on Easter Sunday, we'll bake them."

Kate wondered how they would turn out. She could hardly wait to eat one!

On Sunday morning Kate woke up to the smell of cinnamon baking. She hurried to the kitchen just in time to see Mom pull a tray of rolls out of the oven.

"Remember how we filled these?" Mom asked as she handed Kate a warm roll. "Break it open and take a look!"

Kate broke open her roll and looked inside. "It's empty!"


"Just like the tomb on Easter morning," Mom said. "Always remember that Jesus lives. And He loves you."

Kate took a big bite out of her roll. She was grateful for Mom and this tasty treat, grateful for Jesus, and grateful for Easter morning!

## Easter Rolls

*Be sure to get an adult's help.*

- 1** tablespoon yeast
- 1/4** cup warm water
- 3/4** cup warm milk
- 1/4** cup vegetable oil
- 1/4** cup sugar
- 1** teaspoon salt
- 1** egg, beaten
- 3 1/2** cups flour
- 28** large marshmallows
- 1/2** cup butter, melted
- 2** tablespoons cinnamon and **1/2** cup sugar, mixed



1. Put the yeast in the warm water and set it aside. In a large bowl, mix the milk, oil, sugar, and salt. Add the egg and the yeast mixture to the large bowl and stir. Stir in half the flour. Keep adding flour and stirring until dough forms. Knead lightly.
2. Roll the dough out 1/2 inch (1 cm) thick and cut into 28 squares. Dip marshmallows into butter, then cinnamon sugar. Put a marshmallow on each square.
3. Stretch the dough around the marshmallow and pinch the edges well to seal. Dip the top of the dough in butter, then cinnamon sugar. Place pinched-side down on a greased or foil-lined pan.
4. Cover with plastic wrap and let rise at least 2 hours. If you're going to make rolls on Friday and bake on Sunday, put them in the freezer Friday night so they don't over-rise. Put them back in the fridge Saturday night.
5. Take the rolls out of the fridge 1 hour before baking. Let the rolls rise double in size before baking. Bake at 350°F (180°C) for 15-20 minutes or until light brown. Eat while warm.

**Tip:** You can also use premade dough and skip steps 1 and 4.

**SOURCE:** [www.yummyhealthyeasy.com/easter-resurrection-rolls](http://www.yummyhealthyeasy.com/easter-resurrection-rolls)

DAY 11



MARCH 1

**READ:** Matthew 7:12

**DISCUSS:**

- This Bible verse is often called the Golden Rule. Why do you think that is?
- Let's come up with real-life situations and explore how this rule might be applied. Examples: If you hit me, do I hit you back? If you call me a name, do I call you a name back?

**DO:** Pull out some paper, pencils, and markers. Ask everyone to create a comic strip that captures the meaning of the Golden Rule. After everyone had a chance to share their creations, explain that this rule is more than a formula or a recipe for a happy life. It's also designed to reveal our selfishness and our daily need for the Savior and His grace.

**PRAY:** Honestly examine your life (motives, attitudes, and actions) in the light of the Golden Rule.

DAY 12



MARCH 2

**READ:** Matthew 7:13-14

**DISCUSS:**

- What two places did the roads lead in Jesus' lesson?
- Which road was wide and easy to travel?
- Which road was least popular?
- Why do fewer people choose the road to heaven?
- How does one choose the narrow way?

**DO:** Read "The Zode in the Road" by Dr. Seuss. (You can easily find the text on the Internet.) Place a long piece of tape or rope in a line on the floor. Invite children to walk on the narrow path putting one foot in front of the other and putting their arms out for balance. Can they do it with their eyes closed?

**PRAY:** Ask God to direct your steps so you stay on the narrow path and don't begin to wander.

DAY 13



MARCH 3

**READ:** Matthew 7:15-20

**DISCUSS:**

- What is your favorite fruit?
- If you could plant a tree that would produce anything you want (for example, money, lollipops, toys, etc.), what tree would you plant and why?
- How are people like trees?
- What "fruit" does God expect His children to produce?

**DO:** 1) Go for a walk and see how many trees you can identify. Feel free to "cheat" using the *Picture This* plant identifying app. 2) Take a trip to a grocery store and have each family member pick one fruit they've never had before.

**PRAY:** Thank God for giving you His Holy Spirit who is always working in you to make you more like Jesus. (Galatians 5:22-23)

DAY 14



MARCH 4

**READ:** John 2:1-11


**DISCUSS:**

- Why do you think Jesus did this miracle?
- How is a miracle different from a magic trick?
- Does Jesus still do miracles today?
- Have you ever experienced a miracle?
- What is one miracle that you would really like Jesus to do for you?

**DO:** Drop a paper clip into a cup of water. **What happens?** Tear off a piece of paper towel that is slightly larger than the paper clip. Place the piece of paper towel on top of the water. Gently place the second paper clip on the piece of paper towel. Wait a few seconds. Now what happens?

**PRAY:** What is the "water" in your life that you want Jesus to turn into "wine?" Pick a weakness you see in yourself, and invite Jesus to work on that.

DAY 15



MARCH 5

**READ:** Luke 5:27-32

**DISCUSS:**

- What was unexpected about Jesus' choice of Levi as a disciple? What do you think Jesus saw in Levi that other people did not?
- How do you think Levi felt being called by Jesus?
- What does it mean to follow Jesus?
- Have you experienced Jesus calling you to follow Him?

**DO:** Ask each person to print their name on a slip of paper. Place all the slips in a hat. Have everyone stand at one end of the room. Pull names from the hat. Each time you call a person's name, that person may take one step. After a name is read, the name should be returned to the hat. Who will get to the other side first?

**PRAY:** Ask God to enlarge your heart so you can welcome and accept people just like He does.

DAY 16



MARCH 6

**READ:** Mark 8:31-38


**DISCUSS:**

- What does it mean to deny ourselves?
- How does denying ourselves show that we're committed to Jesus?
- What's one way Jesus asks you to deny yourself?
- Do you think obeying Jesus always means giving something up?

**DO:** Hand out paper, scissors and markers. Have everyone trace and cut out their footprints. Use them for drawing or writing some specific ways how you will deny yourselves, pick up your cross and follow Jesus in the next few days.

**PRAY:** Commit to leaving your comfort and safety behind you for the sake of following Jesus more fully.

3RD SUNDAY




OF LENT

Here are some suggestions for how you can make this day sacred, special, and restful:

- Go to church together.
- Have a special meal (festive tablecloth, candles, etc.)
- Discuss what everyone learned in church.
- Make a family story book: Everyone picks a memory, draws their version of it, and writes a short summary about it. Share your memories with each other.
- FaceTime with relatives that live far away.
- Write letters, thank-you cards, get-well and thinking-of-you notes.
- Go ice skating or roller skating.
- Watch or read *The Lion, the Witch, and the Wardrobe* and point out how Aslan sacrificed himself to save others the same way Jesus did to save us.

DAY 17



MARCH 8

**READ:** John 9:1-12

**DISCUSS:**

- What was wrong with the man in today's story?
- Why was he blind?
- What did Jesus do to heal him?
- Do you think it was easy for him to obey Jesus?
- How would you have felt if you were that man?

**DO:** Give everyone a paper plate and a marker. Have everyone put their paper plate on their head. Give a series of instructions for the players to draw on their paper plates (that are on their heads) without looking. *Example:* Draw a man with a beard and sunglasses. In one hand he's holding an ice-cream, in another - a leash with a big dog on the other end.

**PRAY:** Thank God for the gift of sight. Also, pray a bold prayer asking Him for a miracle.

DAY 18



MARCH 9

**READ:** John 6:1-13

**DISCUSS:**

- Did anything surprise you in this story?
- If you could play a part in this story when it first happened, who would you want to be and why?
- What can we learn from this story-about God, about life and ourselves?

**DO:** Even today, sharing food is a wonderful way to bring happiness into someone's life. Here are just a few ideas for you: 1) Take a meal to a shut in or a family with a new baby. 2) Take treats to your neighbor or a widow(er) in your church. 3) Make someone's day by sending them a pizza.

**PRAY:** Thank God for the incredible opportunity to partner with Him in bringing blessings to others.

DAY 19



MARCH 10

**READ:** Matthew 14:22-33


**DISCUSS:**

- When have you had courage to do something scary? What did you do? How did it turn out?
- Did Jesus want Peter to be brave? How do you know?
- Why do you think Peter wasn't afraid at first? What made him lose his trust and begin to sink?
- When do you find it hard to trust God?

**DO:** 1) Make paper boats together. If you don't know how, check YouTube for step-by-step instructions.  
2) Go to a nearby creek. Pick up some leaves. Using permanent marker write on them some of your fears, worries or concerns. Place your leaf-burdens into the water and watch them go away.

**PRAY:** Commit your fears to God and thank Him for always being with you in the storms of life.

DAY 20



MARCH 11

**READ:** Matthew 7:24-27


**DISCUSS:**

- Do you know anyone who is a wise person? What is it about this person that makes you think he or she is wise?
- Have you ever done anything foolish that you wish you hadn't done?
- What does it mean to build our lives on the rock?

**DO:** Spend some time just building stuff together. You could use play-dough, LEGOs, wooden blocks, construction paper and tape, toothpicks and gumdrops, or spaghetti and marshmallows. Will you build the tallest, the weirdest, or the prettiest building? If you have JENGA, this will be a great time to pull it out and play.

**PRAY:** Ask God to help you HEAR what He says and then DO what He says.

DAY 21



MARCH 12

**READ:** Luke 10:38-42

**DISCUSS:**

- Can you imagine if Jesus was coming to your house for dinner? What would you do to prepare for Him?
- What did Martha focus on? How about Mary?
- Does your friendship with Jesus look more like Mary's or Martha's relationship to Jesus?

**DO:** Together, clean the house, make something yummy to eat, and then sit down for some heart-to-heart conversations. **What things has Jesus taught you lately? What can you put aside for a while in order to spend time with Jesus, listening to him and getting to know him better?**

**PRAY:** Thank God for how He is working in your life.

DAY 22



MARCH 13

**READ:** John 11:1-45

**DISCUSS:**

- Why didn't Jesus save Lazarus when He had a chance but instead let him die?
- Has someone you've known ever died? What did the people around you do during that time?
- What are some things we can learn about God from this story?

**DO:** Take your kids for a walk through a local cemetery. Enjoy the quiet, read tombstones, contemplate eternity, and invite spiritual conversations with your kids. Don't be afraid to talk about death. We can talk about it openly because we have hope. Jesus overcame the grave, and we will live for eternity with Him.

**PRAY:** Turn Romans 8:28 into a prayer for your family.

4TH SUNDAY

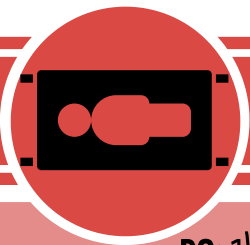


OF LENT

**Here are some suggestions for how you can make this day sacred, special, and restful:**

- Go to church together.
- Put away all electronics.
- Have a special meal (festive tablecloth, candles, etc.)
- Take a hike or spend time in nature.
- Read aloud or listen to an audio book together.
- FaceTime with relatives that live far away.
- Write a note of encouragement to someone.
- Take a nap.
- Work together to create a family banner featuring a crest, emblem, or logo, also a motto, and some key words that sum up who you are.
- Memorize a Bible verse together.

DAY 23



MARCH 15

**READ:** Luke 5:17-26

**DISCUSS:**

- What do you like to do with your friends?
- What do you like best about one of your closest friends?
- Who do we know that needs healing?
- What can we do to help them?

**DO:** 1) Put together a care package for someone who is sick. Drop it off or mail it to them. 2) Take a family walk in your neighborhood, noticing the roofs around you. At each building or home, say a little prayer for the people inside.

**PRAY:** Pray for the people who are not feeling well.



DAY 24



MARCH 16

**READ:** Luke 15:11-32


**DISCUSS:**

- How do you think the father felt when a son took his money and left?
- What happened when he ran out of money?
- What do you think the son thought would happen when he came back to his father's house?
- Why was the older brother angry?

**DO:** Throw a *JUST BECAUSE* surprise party for your children! Serve their favorite meal and dessert. Turn up the music and dance. Throw confetti. Set off fireworks. Play games together, and maybe even let them stay up an extra half an hour or so.

**PRAY:** Bless your children. Speak from your heart - what you see in them, what you love about them, what your dreams for them are.

DAY 25



MARCH 17

**READ:** Luke 10:25-37

**DISCUSS:**

- How many people didn't help the man?
- Why do you think they didn't help?
- How does this story answer the question: Who is my neighbor?
- Who are your neighbors?
- What are some ways your family helps other people?

**DO:** 1) Brainstorm together some ways you can help people outside of your family. Think of one very simple and doable thing and then try to accomplish it before the end of the week. 2) Arm yourselves with gloves and trash bags, and take your family on a trash hunt or a "Samaritan walk" through the streets of your community.

**PRAY:** Thank God for the privilege to be His hands and feet, and to show His love to others.

DAY 26



MARCH 18

**READ:** Mark 12:41-44

**DISCUSS:**

- What did you think of the rich men in the story? How did they act?
- Do you think it was hard for the widow to give up her coins, since she had so little?
- What kinds of gifts can we give to God and people that don't cost any money?

**DO:** 1) Hold a coin toss! Place several small boxes, cups, or bowls together on the floor. Have members of your family stand five to ten feet away and try to toss coins into the containers. 2) See if you can master a coin trick. Look one up on the internet.

**PRAY:** Thank God for all that you have and ask Him for a chance to share your gifts with other people.

DAY 27

THANK  
YOU

MARCH 19

**READ:** Luke 17:11-19

**DISCUSS:**

- What does it mean to be thankful?
- How do you show your thankfulness?
- Why do you think only one man came back to thank Jesus?
- Is it ever too late to say, "Thank you"?

**DO:** 1) Think together as a family about several people you are thankful for. Write a separate letter telling each of these people all the reasons you are thankful for them. 2) Start a family gratitude journal or a gratitude jar. Each day, write down one thing you're thankful for.

**PRAY:** Offer prayers of thanksgiving to God for the blessings in your life.

DAY 28



MARCH 20

**READ:** Mark 10:13-16

**DISCUSS:**

- Why do you think the disciples tried to keep the mothers and children away from Jesus?
- Have you ever been in a situation where you didn't feel welcome?
- How do your teachers, pastors, and coaches show you that you are have great value even though you are a kid?

**DO:** Wrap a small gift in 5-10 layers of paper. Have everyone pass the gift around while the music on your phone is playing. When the music stops, the person who is holding the gift gets to remove one layer. Ask everyone to say something nice about this person (a blessing) and then resume the game.

**PRAY:** Invite all family members to partner up and offer a blessing to each other.

5TH SUNDAY



OF LENT

**Here are some suggestions for how you can make this day sacred, special, and restful:**

- Go to church together.
- Have a special meal (festive tablecloth, candles, etc.)
- Discuss what everyone learned in church.
- Pull out board games. Let everybody choose one and play through them all.

- FaceTime with relatives that live far away.
- Go for a picnic. Pack a meal that will travel, put it in some baskets or bags, and let your kids pick a dry spot where you can all eat and play.
- Have everyone teach an object lesson. Each person picks an object and shares a life-lesson or faith-lesson using that object.

DAY 29



MARCH 22

**READ:** Luke 19:1-10

**DISCUSS:**

- What would you make for dinner if Jesus came to your house?
- How did Zacchaeus change from a selfish, greedy person to a kind and generous one?
- How has Jesus changed your life?

**DO:** Gather up some loose change you can find around your house and head over to a nearby park. Find a tree and encourage your children to climb it as high as they safely can. Take a photo of them pretending to be Zacchaeus. Scatter the coins under the tree or on a sidewalk for someone to find them.

**PRAY:** Thank Jesus that He loves us enough to accept us just as we are but not to leave us as we are.

DAY 30



MARCH 23

**READ:** Matthew 8:23-27

**DISCUSS:**

- Have you ever been in a frightening situation?
- How was it resolved?
- What did you learn from that experience?
- Why did Jesus tell the disciples they had little faith? What does faith have to do with fear?

**DO:** 1) During the next warm rainstorm (not electric storm), run out into the yard together and let the raindrops pour down on you. Have fun getting wet, jumping into puddles and remembering that God is with you in all weather. 2) Fill a sink or bathtub with water. Add some blue food coloring and some things that float, and let the kids re-create the story.

**PRAY:** Pray for each of your children that their faith will be greater than their fears.

DAY 31



MARCH 24

**READ:** Luke 15:1-10

**DISCUSS:**

- What have you lost and looked for?
- What was Jesus trying to teach us through these two stories?
- What do these stories tell us about the heart of God?
- How can we help God look for lost "sheep" and "coins"?

**DO:** 1) Play "Find the Object" giving Hot/Cold clues until the hidden object is found. Let each family member hide it at least once before the game is over. 2) Play a classic game of "Hide and Go Seek" as a family. Point out that this game was invented by Adam and Eve in Genesis 3:8-10.

**PRAY:** Make a list of people who don't know Jesus yet. Pray for them to be found.




# Easter Delivery


RULE  
Place  
forwa




go back  
3 steps



go up  
3 steps



START



ES: Help the bunny deliver chocolate eggs to the children.  
Put your markers at the START. Take turns flipping a coin. "Heads" = 1 space  
forward. "Tails" = 2 spaces forward. Whoever reaches the children first, wins!



DAY 32



MARCH 25

**READ:** Luke 7:36-50

**DISCUSS:**

- What do you think it would be like to have Jesus come over to your house for dinner?
- What makes you cry?
- Unconditional love means loving someone no matter what they have done. Who gives you unconditional love?

**DO:** 1) Grab some washable markers and write on each other's feet some of the sins that you need forgiveness for. Fill your tub with water, and wash each other's feet clean. 2) The woman in today's story used the water from her tears and oil from a jar to bathe Jesus' feet. Pour some water and oil in a jar, close the lid, and see what happens.

**PRAY:** Thank God for His gift of forgiveness.

DAY 33



MARCH 26

**READ:** Mark 10:17-31

**DISCUSS:**

- How is our family "rich"?
- How much stuff does our family have - just enough, not enough, or too much?
- Does the stuff we own make us happy or sad?
- How can we show that we put our faith in God and not money or stuff?

**DO:** Since today's Bible story is about a man who asks Jesus some questions, why not host your own Q&A session? Invite everyone to write 2-3 questions they have about life, faith, God, or anything else. Fold them and put them in a hat. Take turns pulling out the questions and discussing them together.

**PRAY:** Thank God for all He has given you, and ask Him to give you grateful and generous hearts.

DAY 34



MARCH 27

**READ:** Matthew 25:31-46

**DISCUSS:**

- What stood out to you from this Bible story?
- Have you had an opportunity to show kindness this week?
- Who can you show kindness to in the next few days?
- What makes it difficult for us to notice people who need us?

**DO:** What a somber reminder - when we care for weak, poor, hungry, lonely and needy people, we are caring for Jesus! It's easy for us to overlook that, isn't it? As a family, ask God to show you where He is now in your life, so you can go and visit Him, feed Him, listen to Him, and comfort Him.

**PRAY:** Ask God to open your eyes to the opportunities to love Him by serving others.



# HANDS-ON FAITH ACTIVITIES

A SENSORY EXPERIENCE OF THE SACRED



HERE are some fun ideas to make this Easter extra special, memorable, and meaningful.

## BUTTERFLY RELEASE

Watch them grow, then let them go!

The butterfly has three phases during its life: the caterpillar, the chrysalis or cocoon, and the butterfly. As Christians we view the butterfly as a symbol of the resurrection.

It represents the story of Christ who...

SCAN THE CODE TO PURCHASE A CATERPILLAR TO BUTTERFLY KIT WITH LIVE BABY CATERPILLARS.



HUMBLED Himself and came as a SERVANT. An unsightly, lowly caterpillar reminds us of Jesus who put aside His glory and splendor and came to live among us as a common man.



DIED on the cross and was buried in a tomb for three days. The cocoon appears to be a tomb for the caterpillar; it would seem that the caterpillar no longer exists.



ROSE to life again to offer everlasting hope to all Christians. Just when it would seem that death has won, the cocoon splits and out comes the butterfly full of life!



The beginning of March is the ideal time to order your butterfly kit. The metamorphosis will take about 2-3 weeks. (This affiliate link supports church planting in Eastern Europe.)





***Let your children watch up close the miracle of transformation.  
The entire metamorphosis will take about 3 weeks.***



Release the butterflies on Easter Sunday (perhaps, as a part of your Sunrise Breakfast), however in case it rains or butterflies take a little longer to emerge, you can do it later, and use the delay as an opportunity to talk about the “fullness of time” (Gal. 4:4) and the fact that God’s thoughts are not our thoughts, and His time is not always our time.



**DID YOU  
KNOW?**



The butterfly got its name from its poop! We’re not joking! Long ago, Dutch scientists were studying butterflies. And they took a look at their poop — which is officially called frass. They noticed that the droppings looked an awful lot like butter. So they gave the insect the name butterfly.



# Sunrise BREAKFAST



On Friday evening help your children build a “tomb” (they can use LEGOs, wooden blocks, cardboard boxes, chairs and blankets, etc.) Place something that would represent Jesus inside the “tomb.” Close the entrance to the “tomb” and leave it.

Early on Sunday morning (15-20 minutes before the sun begins to rise) wake the children up, give them flashlights and lead them to the “tomb.” They’ll discover that the stone has been rolled away and inside they’ll find little Easter presents (don’t forget to place those when you take “Jesus” out of the grave). The presents can be something tangible that your children will enjoy or they can be intangible, like all the wonderful gifts that the death and resurrection of Jesus provided for us (redemption, forgiveness, adoption, eternal life, justification and so on. You can write each one on a piece of paper and stuff them in plastic Easter eggs.)

Gather on the porch or in a room where you can watch the sunrise and marvel at the beauty and power of the morning light breaking through the darkness.

Read the Resurrection account from the Bible and talk about the hope and joy we find in the fact that Jesus is alive.

## Follow up with a fun breakfast. Here are just two ideas:



**WAFFLE BAR.** Start with waffles. Then pile up toppings. Here are just a few ideas: blueberries, strawberries, syrups, honey, jams and jellies, powdered sugar, cinnamon, butter, Nutella, bacon.



**EASTER SUNDAE BAR.** Start with ice cream. Top with syrups, nuts, candies, jimmies, marshmallows, bananas, whipped cream, cherries. Finish your celebration with a prayer or a hymn. Follow up with the butterfly release.

**THE DISCIPLES WERE SURPRISED WHEN THEY FOUND THE TOMB EMPTY.  
IF YOU WANT YOUR CHILDREN TO EXPERIENCE AN EASTER  
SURPRISE—SERVE THEM ICE CREAM FOR BREAKFAST!**



# Gospel SEARCH

Take your children on a Gospel scavenger hunt. See if you can find or spot items that symbolize different parts of the Good News of Jesus. A rock (the tomb), two sticks (the cross), a thorn (crown of thorns), something black (sin), something red (blood), something white (a clean heart), and something green (growing in Christ). EXTRA POINTS: butterfly (symbol of a new life), coin (Jesus was betrayed), something with the number 3 (Jesus rose on the third day).


## EGG DROP

This fun (and messy!) activity will teach your children that in this world everything eventually breaks. But if we put our trust in Jesus, we have a sure guarantee of eternal life. Jesus' resurrection from the dead made it possible for us to become unbreakable just like He is. The perishable part of us has been replaced by the imperishable, the mortal replaced by the immortal (1 Cor. 15:51-55).

Have groups of 2-3 people work on creating protective structures which will prevent a raw egg from breaking when it is dropped by one of the parents standing on top of a chair or ladder.

Materials: raw eggs and black permanent markers (to give them faces and personalities), assortment of protective wrappings in rationed quantities (drinking straws, cotton balls, masking tape, balloons, feathers, craft sticks, rubber bands and anything else you can find.)

Use this activity to point out the beautiful truth of John 3:16—if we believe in Jesus, we will NOT perish (fade away, break, decay, spoil, ruin) because we have ETERNAL life. Yay!



# PALM



# SUNDAY

**READ:** Mark 11:1-11

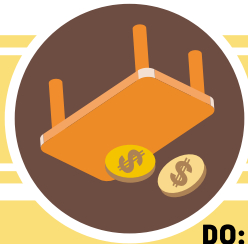
**DISCUSS:**

- What do you imagine Jerusalem looked and sounded like when Jesus rode in on Palm Sunday?
- How do you think it would have felt to be in the crowd that day? What do you see yourself doing there?
- On Palm Sunday, people welcomed Jesus as their king. How can we honor Jesus as our King today?

**DO:** People threw their clothes on the dirty road to make a pathway for Jesus. Find an old t-shirt and a permanent marker. Write or draw some of the things you want to surrender or lay down at the feet of Jesus. Leave the t-shirt in a visible place as a reminder of your commitment.

**PRAY:** Declare Jesus as the King over each area of your life.

# HOLY



# MONDAY

**READ:** Matthew 21:12-14

**DISCUSS:**

- What surprised you the most about this story?
- Is it hard for you to picture Jesus being angry?
- Can anger be a good thing sometimes?
- What are some things that should make us angry?
- Is there anything that should be thrown out of your life?

**DO:** Jesus declared that the temple is meant to be a House of Prayer. Is your home a "house of prayer" - a place where prayers, praise, God's presence, and faith conversations are valued and unobstructed? As a family, take a closer look at your living space and decide what you could do to make it more Godward in the way it's set up.

**PRAY:** Walk through each room of your house and dedicate it to God and His glory.

# HOLY



# TUESDAY

**READ:** Mark 4:30-32

**DISCUSS:**

- What's the smallest seed you've ever seen?
- How about the biggest plant?
- Why do you think Jesus chose a seed and a tree to describe God's kingdom?
- How would you describe the Kingdom of God if you had to tell the story?

**DO:** Go for a walk and notice the plants. Point out how all of them-from the biggest tree to the smallest wild flower-started as a tiny seed. At home, take a big piece of paper and draw your family as a garden where each person is a plant. Discuss and celebrate the signs of God's Kingdom you see in each other.

**PRAY:** Thank God for the beauty of small beginnings.

# The EASTER Tree

Easter was a week away. Daddy told Oliver that today was called "Palm Sunday."

"Why?" Oliver asked.

"When Jesus came into the city of Jerusalem, people were so happy to see Him," Daddy said. "They waved palm branches and shouted, 'Hosanna!' That's why we call it Palm Sunday."

"Can we wave palm branches too?" Oliver asked.

Mommy smiled. "Well, we don't have any palm trees. Let's see what other branches we can find."

Mommy, Daddy, and Oliver went outside and cut a few small branches off a tree in their yard. The branches didn't have any leaves yet, just tiny blossoms.

Oliver waved his branch back and forth as he took it inside. "Hosanna!" he said, just like the people in the Scriptures said when they saw Jesus. Then he helped Mommy put the pretty branches in a vase.

He liked looking at the branches while they ate dinner. He thought about the branches people waved when they saw Jesus.

The next day, Mommy pulled out a basket of plastic Easter eggs. "Let's write down what Jesus means to us. We'll put our papers in the eggs and hang them on our special branches."

Daddy got pens and paper. Oliver told Daddy what to write. Oliver said, "Jesus is my best friend, because He loves me just the way I am."

Oliver helped fold up the paper. He put it inside a green plastic egg.

Daddy wrote *Jesus is my strength and my rock.* "When everything around me changes or falls apart, He remains the same."

Mommy wrote *Jesus is my hope and my eternal life.* "Because of Jesus, one day we will see the people we love who have died."



"Like grandpa?" Oliver asked.

Mommy gave him a big hug. "Yes! You will see your Grampy again one day. That's because Jesus defeated death, and everyone who believes in Christ has eternal life."

"That makes me happy," Oliver said.

"It makes us happy too," Daddy said.

They filled lots of

Easter eggs with things Jesus meant to them. Then Daddy tied strings through the eggs. Oliver helped hang the eggs on the tree. It looked so pretty!


"Let's call it the Easter Tree," Oliver said. He counted all the colorful eggs. "Jesus sure means a lot to us!"

Can you find seven words **RISEN** hidden in this picture?





**HOLY**



**WEDNESDAY**

**READ:** Luke 16:19-31

**DISCUSS:**

- What surprised you the most about this story?
- How can our wealth and possessions make it hard for us to notice those in need?
- Is it true that sickness and poverty are God's ways of punishing people for their sins?

**DO:** As a family, discuss: do we have a "Lazarus" in our lives today, someone that could use a little bit of love and attention? What could we do? Isn't it surprising that in today's story dogs showed more kindness to the poor man than another human being? Take a little time to watch some funny dog videos on the Internet.

**PRAY:** Ask God to lead you to people who need to experience His extravagant love through you.

**MAUNDY**



**THURSDAY**

**READ:** John 13:1-17


**DISCUSS:**

- Why did Jesus wash everyone's feet?
- Whose job was it, in those days, to wash people's feet?
- What was Jesus teaching us through His example?
- Who are some people that serve you?
- Who are some people that you serve?

**DO:** 1) Remember the Last Supper together. Share bread and grape juice to remember Jesus' body and blood. Add other Passover-style foods, such as hummus, olives, or lamb chops. 2) Host your own foot-washing ceremony. Fill a bucket with water. Grab a few towels, then take turns washing each other's feet and praying for one another.

**PRAY:** Ask God to show you what serving opportunities He has for you right now.

**GOOD**



**FRIDAY**

**READ:** Mark 15:16-47

**DISCUSS:**

- Did you notice anything in the story that perhaps you haven't noticed before?
- Imagine yourself standing at the foot of the cross where Jesus is hanging. What are you feeling? What are you thinking? What does it make you want to do?

**DO:** During breakfast, use painters tape to make a shape of the cross on the floor in one of the rooms. Let this be a visual reminder of the price Jesus paid for our sins. Also, turn it into a prayer spot. As your family members go through their daily activities, invite them to pause and sit down by the cross, even for just a few moments. Welcome these "cross" interruptions and use them as a chance to pray.

# GOOD FRIDAY

Read your way through this maze to find out what's good about good Friday.

Have you ever prayed to accept Jesus' gift of love and forgiveness?



ANSWER: But God shows us His love for us in that while we were still sinners, Christ died for us. (Romans 5:8)

START →

B	U	T	D	T	A	G	L	D	I	E	A	Y	D
B	O	G	L	R	Y	A	I	T	S	D	F	O	E
A	D	S	U	S	U	I	N	G	E	R	O	O	L
C	K	H	O	W	S	N	O	E	W	E	R	U	S
				H	I	R	W						
				A	S	L	E						
				L	T	O	L						
				F	E	V	I						
				O	S	I	H						
				R	U	N	W						
				E	U	T	T						
				N	R	H	A						
				D	N	A	R						
				D	N	U	O						

→ FINISH

Have you told God that you believe Jesus died for your sins and rose from the dead?



***If you want to start a relationship with the living God, start by saying something like this:***

Jesus, I believe You love me so much that You died so my sins could be erased. Please forgive me for all the times I've lived like You didn't matter. I believe You suffered for my sins by dying on the cross. I also believe that you rose from the dead to save me. Please come into my life. I accept you as my King and Savior. Amen.

*If you just prayed that prayer, tell someone. Your parents, a pastor—they will want to celebrate with you.*



**READ:** 1 Corinthians 13

**DISCUSS:**

- How do you know when someone loves you?
- How do you show someone you love them?
- How do you know God loves you?
- Do you think it's possible to love the way Paul describes?

**DO:** Today, celebrate God's perfect love and your imperfect but wonderful family! Pass out paper and pens. Invite everyone to write several things they would like to do today (foods they want to eat, places they want to visit, games they want to play, people they want to see, activities they want to do, and so on.) Read out all the papers and see if you can say yes to all or most of the requests. Have fun!

**PRAY:** Thank God for always loving you.

**BE SURE TO CHECK OUT EASTER DAY IDEAS ON PAGES 21-24!**

There are only two identical Easter eggs. Find these eggs.





Coloring Page

# EASTER IS ABOUT JESUS



# WHO DID WHAT?

Each of these kids wanted to do something extra nice for someone else to follow Jesus's example. Follow the lines to see what they did.

1. CALVIN



2. CARA



3. TAD



4. HAYA



5. EMILIO



A.



"I made my mom her favorite sandwich for lunch!"

B.



"My little sister has a favorite book. I read it to her five times in a row!"

C.




"I made a card for my school teacher to thank her for all her great lessons."

D.









"I folded all of Dad's laundry before he could even start!"

E.



"I called my Grandma to tell her that I miss her, and to ask how I could be praying for her."

# WHAT COMES NEXT?




# EASTER FINGER PRINTS ART

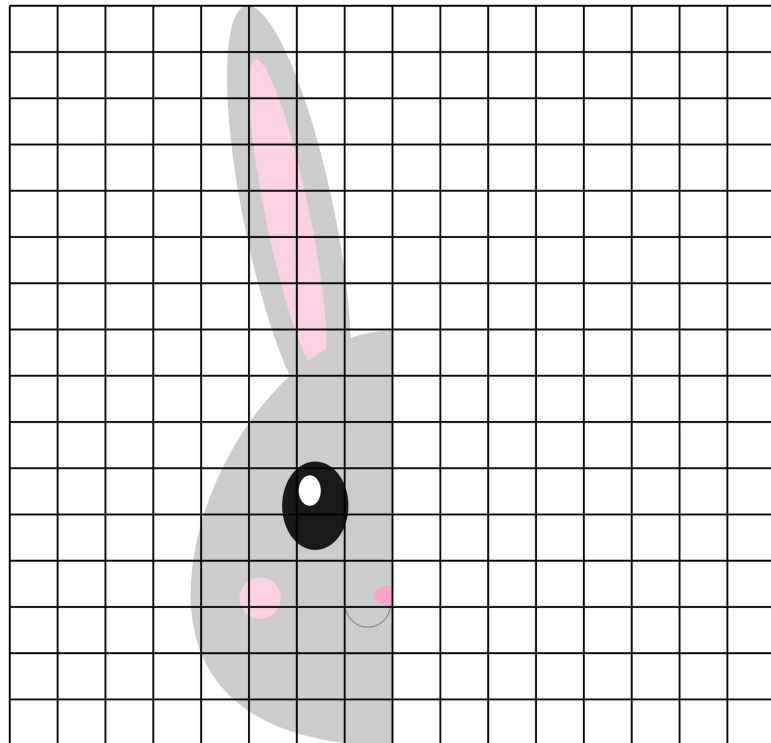

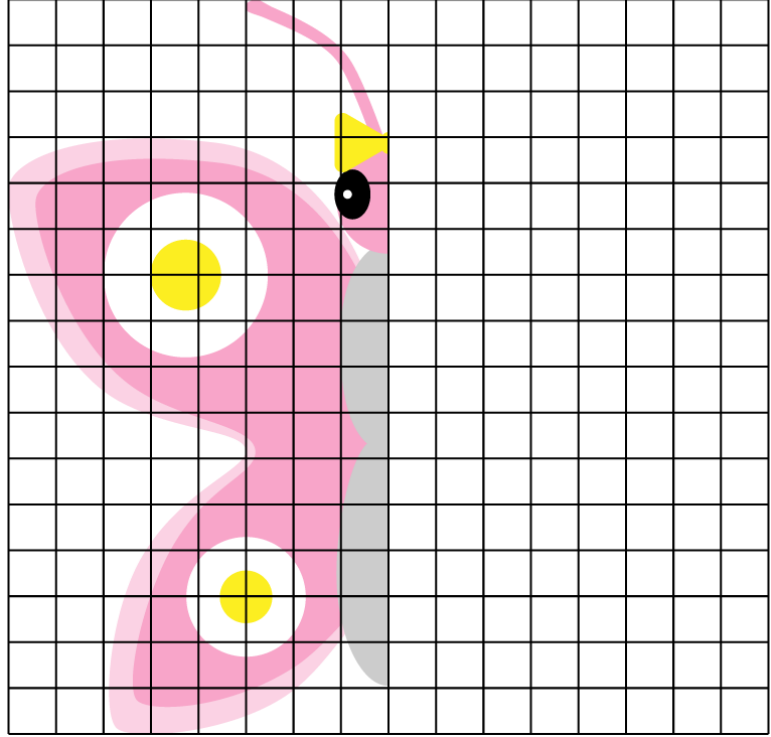
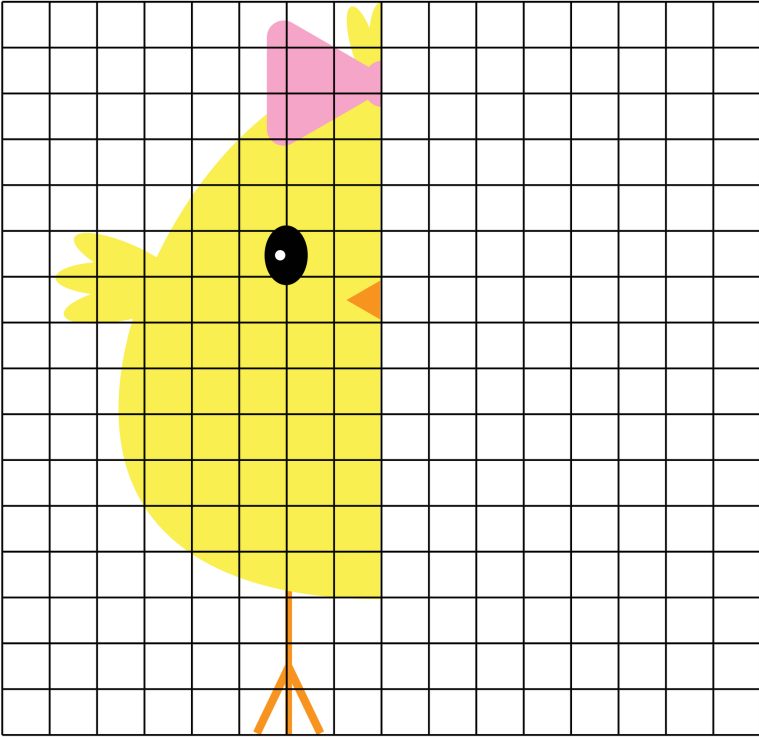




# COMPLETE EACH PICTURE



*God's love  
makes  
us complete!*



# LENT



# BINGO

Can you do five in a row before Easter?

Give away or throw away 40 things in 40 days.

Go without sugary snacks or drinks 4 days in a row.

Write a note or a card to brighten someone's day.

Read through the Gospel of Mark.

Stay away from the screens one full day.

Memorize Romans 5:1-8.

Young children:  
Romans 5:8

Draw 10 things that you are thankful for. Let others guess what they are.

Ask three people about what Jesus means to them.

Pick trash around your neighborhood or at the local park.

Gather 40 cans or boxes of food for your local food bank.

Be brave by trying something you find hard.

Find out something new about somebody.

Do something unexpected for a family member.

Give somebody a nice, genuine compliment.

Tell your family your favorite story about Jesus.

Go somewhere quiet, think about Jesus, and talk to Him in a prayer.

Plant a seed and watch it grow.

Pray for someone who has hurt you or made you feel sad.

Ask forgiveness of anyone you may have offended.

Write a letter to Jesus thanking Him for His sacrifice on the Cross.

Make cookies shaped like spring flowers.

Create an Easter movie! Dress up, act out the story, record the video.

Take over a disliked chore for a family member.

Pack a meal to share together at a park or in the yard.

Make bird feeders and hang them outside.



*Jesus is alive!*



**Find 12 differences between the two pictures.**